

amidia



swiss made

*sharpness
at its peak*



Diamond knives

Made in Switzerland

Amidia LTD

The Amidia brand has existed for more than 25 years. For the last 16 years, the diamonds have been produced by Anton Meyer & Co. AG and sold by Amidia AG as a legal manufacturer.

The Anton Meyer & Co. AG is now also the legal manufacturer of Amidia diamond knives. Our many years of experience and strict quality control allows us to only manufacture and sell first-class products.

Since 2015 Amidia offers the unique Nano Diamond Blades. These reusable knives are a perfect alternative to single-use knives. If handled correctly more than 100 surgeries per knife are possible. Thereby the cost can be cut down and less waste conserves the environment.

In the area of ophthalmology, we offer all commonly used designs. Inquiries for new blade types/dimensions will be gladly considered and realized, if possible.

IMPORTANT:

We also sharpen and maintain diamond knives of other manufacturers.

Feel free to contact us with all questions regarding our high-quality products. We would be happy to assist you any time.

Anton Meyer & Co. AG

Contents

Diamond knives for paracentesis incision (titanium handles with pressure and j-slot mechanism)	6
Diamond knives for clear cornea incision ((titanium handles with pressure and j-slot mechanism)	10
Diamond knives for glaucoma surgery	14
Diamond knives for retinal surgery	14
Diamond knives LRI surgery	15
Universal step knives	17
Diamond knives with a micrometer	18
Diamond knives to implant Intacs and Kera Rings	19
Diamond knives for micro surgery	20
Zeppelin diamond knives for micro surgery	22
Nano diamond knives with an aluminum handle	24
Instruction manual for micrometer knives	29
Accessories	30
Instructions for use	31
Customer service	31
Why diamond knives are better than disposable blades	32
Memo	33

Facts about diamond knives

- Diamond blades are the sharpest scalpels available.
- Diamond blades never get dull only damaged by improper use!
- Diamond blades are the most economical cutting instruments available.

How long does a diamond blade last?

Since a diamond blade cannot get dull, it lasts theoretically forever. The blade gets damaged only if it touches an instrument, another hard object or if it falls to the floor.

Handles

The handles are Swiss made and out of titanium.
We distinguish between the following handles:



handle with pressure mechanism



handle with j-slot mechanism



handle with cleaning holes



angled mounting



step knife handle

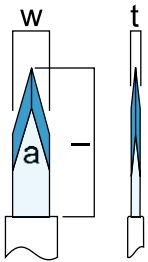
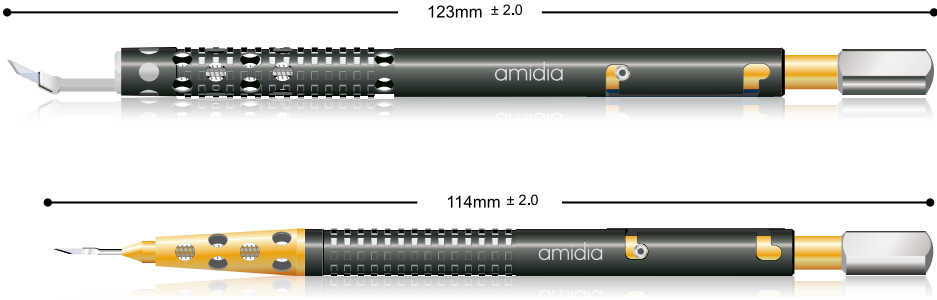


micrometer handle

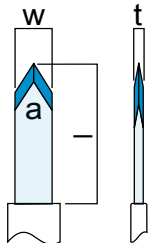
Diamond knives for paracentesis incision

The Amidia handles with pressure or j-slot mechanism are made out of titanium. Each diamond blade goes with a straight or 30 degree angled holder.

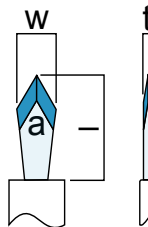
handle with a j-slot mechanism



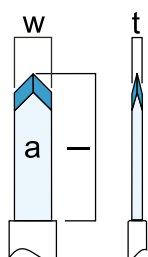
lance 30° with blunt sides				angled mounting	straight mounting
lances with blunt sides				angled mounting	straight mounting
width (w)	length (l)	thickness (t)	angle (a)	order no.	order no.
0.80 mm	3.00 mm	0.17 mm	30°	350-01A	350-01
0.90 mm	3.00 mm	0.17 mm	30°	350-02A	350-02
1.00 mm	3.00 mm	0.17 mm	30°	350A	350



lance 60° with blunt sides				angled mounting	straight mounting
lances with blunt sides				angled mounting	straight mounting
width (w)	length (l)	thickness (t)	angle (a)	order no.	order no.
0.80 mm	3.00 mm	0.17 mm	60°	318-01A	318-01
0.90 mm	3.00 mm	0.17 mm	60°	348A	348
1.00 mm	3.00 mm	0.17 mm	60°	320A	320

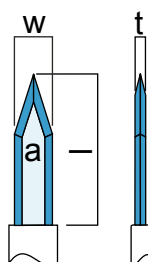


lance 60° econo with blunt sides				angled mounting	straight mounting
lances with blunt sides				angled mounting	straight mounting
width (w)	length (l)	thickness (t)	angle (a)	order no.	order no.
1.00 mm	2.00 mm econo	0.17 mm	60°	318A	318



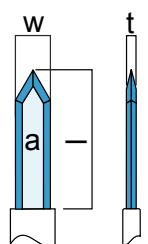
lance 90° with blunt sides

lances with blunt sides				angled mounting	straight mounting
width (w)	length (l)	thickness (t)	angle (a)	order no.	order no.
1.00 mm	3.00 mm	0.17 mm	90°	319A	319
1.40 mm	3.00 mm	0.17 mm	90°	329A	329



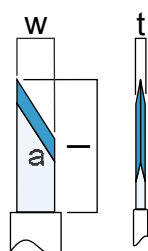
lance 30° with cutting edges

lances with cutting edges				angled mounting	straight mounting
width (w)	length (l)	thickness (t)	angle (a)	order no.	order no.
1.00 mm	3.00 mm	0.17mm	30°	331-03A	331-03



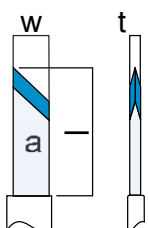
lance 60° with cutting edges

lances with cutting edges				angled mounting	straight mounting
width (w)	length (l)	thickness (t)	angle (a)	order no.	order no.
0.80 mm	3.00 mm	0.17 mm	60°	331-05A	331-05
0.90 mm	3.00 mm	0.17 mm	60°	331-06A	331-06
1.00 mm	3.00 mm	0.17 mm	60°	331-07A	331-07



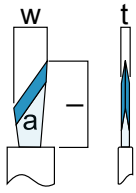
single edge 30°

				angled mounting	straight mounting
width (w)	length (l)	thickness (t)	angle (a)	order no.	order no.
1.00 mm	3.00 mm	0.17 mm	30°	312A	312



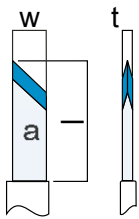
single edge 45°

				angled mounting	straight mounting
width (w)	length (l)	thickness (t)	angle (a)	order no.	order no.
1.00 mm	3.00 mm	0.17 mm	45°	311A	311
1.50 mm	3.00 mm	0.17 mm	45°	310A	310



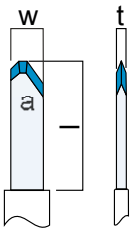
single edge 30° econo

width (w)	length (l)	thickness (t)	angle (a)	angled mounting	straight mounting
				order no.	order no.
0.70 mm	2.00 mm econo	0.17 mm	30°	316A	316
1.00 mm	2.00 mm econo	0.17 mm	30°	387A	387



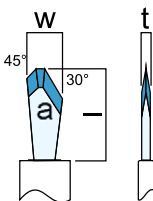
single edge 45° econo

width (w)	length (l)	thickness (t)	angle (a)	angled mounting	straight mounting
				order no.	order no.
0.70 mm	2.00 mm econo	0.17 mm	45°	315A	315



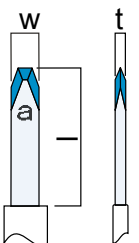
Tri-facet

width (w)	length (l)	thickness (t)	angle (a)	angled mounting	straight mounting
				order no.	order no.
1.00 mm	3.00 mm	0.17 mm	45° / 30°	313A	313



Tri-facet econo

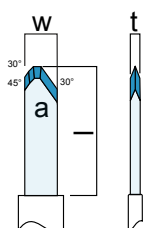
width (w)	length (l)	thickness (t)	angle (a)	angled mounting	straight mounting
				order no.	order no.
0.70 mm	2.00 mm econo	0.17 mm	45° / 30°	317A	317



Tri-facet

The adequate knife for the „sideport“ -incision

width (w)	length (l)	thickness (t)	angle (a)	angled mounting	straight mounting
				order no.	order no.
1.00 mm	2.50 mm	0.17 mm	60°	309-01A	309-01



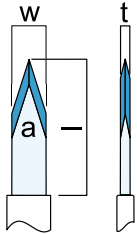
Curved 4 facets

width (w)	length (l)	thickness (t)	angle (a)	angled mounting	straight mounting
				order no.	order no.
1.00 mm	3.00 mm	0.17 mm		324A	324

ULTRA SHARP Version - with a 100 micron blade

The new „Ultra Sharp Series“ offers highest cutting performance.
Handles with cleaning holes.

Ultra Sharp Series
blade thickness 100 micron only



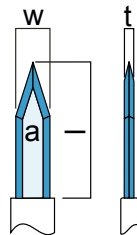
lance 30° with blunt sides

lances with blunt sides				angled mounting	straight mounting
width (w)	length (l)	thickness (t)	angle (a)	order no.	order no.
0.80 mm	3.00 mm	0.10 mm	30°	350-US01A	350-US01
0.90 mm	3.00 mm	0.10 mm	30°	350-US02A	350-US02
1.00 mm	3.00 mm	0.10 mm	30°	350-US03A	350-US03

ULTRA SHARP Version - with a 100 micron blade

This reduces the resistance when penetrating the cornea.

Ultra Sharp Series
blade thickness 100 micron only



lance 30° with cutting edges

lances with cutting edges				angled mounting	straight mounting
width (w)	length (l)	thickness (t)	angle (a)	order no.	order no.
0.90 mm	3.00 mm	0.10 mm	30°	331-US02A	331-US02
1.00 mm	3.00 mm	0.10 mm	30°	331-US03A	331-US03


Diamond knives for clear cornea incision

Thanks to the large selection of Clear-Cornea diamond knives, each ophthalmologist will find the desired knife configuration


Highlights:

- the new „Ultra Sharp Series“ offers highest cutting performance
- j-slot or pressure mechanism
- blunt or cutting sides
- different angles (a) of the diamond tips
- handles with cleaning holes

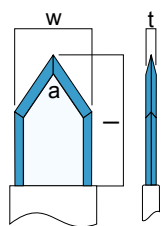
handle with a pressure mechanism



handle with a j-slot mechanism



Clear Cornea | cutting sides 60°

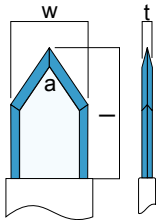


angled mounting				j-slot mechanism	pressure mechanism
width (w)	length (l)	thickness (t)	angle (a)	order no.	order no.
2.20 mm	4.00 mm	0.17 mm	60°	365-02A	265-02A
2.40 mm	4.00 mm	0.17 mm	60°	365-01A	265-01A
2.50 mm	4.00 mm	0.17 mm	60°	365-03A	265-03A
2.60 mm	4.00 mm	0.17 mm	60°	372-01A	272-01A
2.65 mm	4.00 mm	0.17 mm	60°	365-04A	265-04A
2.75 mm	4.00 mm	0.17 mm	60°	365-05A	265-05A
2.80 mm	4.00 mm	0.17 mm	60°	377-03A	277-03A
2.85 mm	4.00 mm	0.17 mm	60°	365-06A	265-06A
3.00 mm	4.00 mm	0.17 mm	60°	397A	297A
3.20 mm	4.00 mm	0.17 mm	60°	334A	234A

ULTRA SHARP Version 60° - with a 100 micron blade

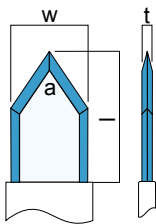
Ultra Sharp Series
blade thickness 100 micron only

Clear Cornea | cutting sides 60°



angled mounting				j-slot mechanism	pressure mechanism
width (w)	length (l)	thickness (t)	angle (a)	order no.	order no.
2.20 mm	4.00 mm	0.10 mm	60°	365-US02A	265-US02A
2.40 mm	4.00 mm	0.10 mm	60°	365-US01A	265-US01A
2.50 mm	4.00 mm	0.10 mm	60°	365-US03A	265-US03A
2.60 mm	4.00 mm	0.10 mm	60°	372-US01A	272-US01A
2.65 mm	4.00 mm	0.10 mm	60°	365-US04A	265-US04A
2.75 mm	4.00 mm	0.10 mm	60°	365-US05A	265-US05A
2.80 mm	4.00 mm	0.10 mm	60°	377-US03A	277-US03A
2.85 mm	4.00 mm	0.10 mm	60°	365-US06A	265-US06A
3.00 mm	4.00 mm	0.10 mm	60°	397-USA	297-USA

Clear Cornea | cutting sides 70°

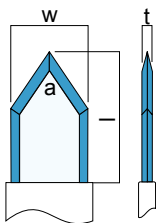


angled mounting				j-slot mechanism	pressure mechanism
width (w)	length (l)	thickness (t)	angle (a)	order no.	order no.
2.20 mm	4.00 mm	0.17 mm	70°	376-01A	276-01A
2.40 mm	4.00 mm	0.17 mm	70°	376-02A	276-02A
2.50 mm	4.00 mm	0.17 mm	70°	376-03A	276-03A
2.60 mm	4.00 mm	0.17 mm	70°	376-04A	276-04A
2.65 mm	4.00 mm	0.17 mm	70°	376-05A	276-05A
2.75 mm	4.00 mm	0.17 mm	70°	376-06A	276-06A
2.80 mm	4.00 mm	0.17 mm	70°	377-01A	277-01A
2.85 mm	4.00 mm	0.17 mm	70°	376-07A	276-07A
3.00 mm	4.00 mm	0.17 mm	70°	376-08A	276-08A
3.20 mm	4.00 mm	0.17 mm	70°	376-09A	276-09A

ULTRA SHARP Version 70° - with a 100 micron blade

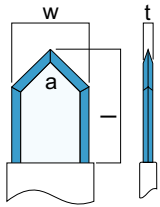
Ultra Sharp Series
blade thickness 100 micron only

Clear Cornea | cutting sides 70°



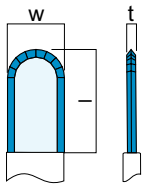
angled mounting				j-slot mechanism	pressure mechanism
width (w)	length (l)	thickness (t)	angle (a)	order no.	order no.
2.20 mm	4.00 mm	0.10 mm	70°	376-US01A	276-US01A
2.40 mm	4.00 mm	0.10 mm	70°	376-US02A	276-US02A
2.50 mm	4.00 mm	0.10 mm	70°	376-US03A	276-US03A
2.60 mm	4.00 mm	0.10 mm	70°	376-US04A	276-US04A
2.65 mm	4.00 mm	0.10 mm	70°	376-US05A	276-US05A
2.75 mm	4.00 mm	0.10 mm	70°	376-US06A	276-US06A
2.80 mm	4.00 mm	0.10 mm	70°	377-US01A	277-US01A
2.85 mm	4.00 mm	0.10 mm	70°	376-US07A	276-US07A
3.00 mm	4.00 mm	0.10 mm	70°	376-US08A	276-US08A

Clear Cornea | cutting sides 90°



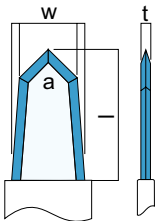
angled mounting				j-slot mechanism	pressure mechanism
width (w)	length (l)	thickness (t)	angle (a)	order no.	order no.
1.80 mm	4.00 mm	0.17 mm	90°	336A	236A
2.20 mm	4.00 mm	0.17 mm	90°	362A	262A
2.40 mm	4.00 mm	0.17 mm	90°	365A	265A
2.50 mm	4.00 mm	0.17 mm	90°	398A	298A
2.60 mm	4.00 mm	0.17 mm	90°	372A	272A
2.65 mm	4.00 mm	0.17 mm	90°	395A	295A
2.75 mm	4.00 mm	0.17 mm	90°	395-01A	295-01A
2.80 mm	4.00 mm	0.17 mm	90°	377A	277A
2.85 mm	4.00 mm	0.17 mm	90°	377-04A	277-04A
3.00 mm	4.00 mm	0.17 mm	90°	373A	273A
3.20 mm	4.00 mm	0.17 mm	90°	374A	274A

Crescent knife | cutting sides



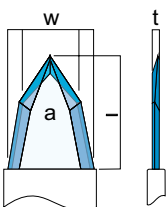
angled mounting			j-slot mechanism	pressure mechanism
width (w)	length (l)	thickness (t)	order no.	order no.
1.40 mm	4.00 mm	0.17 mm	339A	239A
2.00 mm	4.00 mm	0.17 mm	354A	254A

Clear cornea with a trapezoid blade | cutting sides 90°

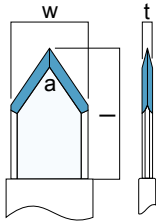


angled mounting				j-slot mechanism	pressure mechanism
width (w)	length (l)	thickness (t)	angle (a)	order no.	order no.
1.80-2.20 mm	4.00 mm	0.17 mm	90°	389-03A	289-03A
1.80-2.40 mm	4.00 mm	0.17 mm	90°	389-04A	289-04A
2.10-2.40 mm	4.00 mm	0.17 mm	90°	389-05A	289-05A
2.40-2.70 mm	4.00 mm	0.17 mm	90°	384-03A	284-03A
2.50-3.00 mm	4.00 mm	0.17 mm	90°	390A	290A

Clear cornea with a 3D blade | cutting sides 80°

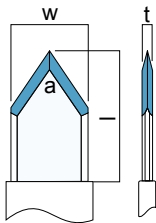


angled mounting				j-slot mechanism
width (w)	length (l)	thickness (t)	angle (a)	order no.
2.20 mm	4.00 mm	0.17 mm	80°	3D-10A
2.40 mm	4.00 mm	0.17 mm	80°	3D-12A
2.50 mm	4.00 mm	0.17 mm	80°	3D-13A
2.65 mm	4.00 mm	0.17 mm	80°	3D-15A
2.80 mm	4.00 mm	0.17 mm	80°	3D-17A
3.00 mm	4.00 mm	0.17 mm	80°	3D-19A



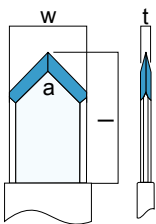
Clear Cornea | blunt sides 60°

angled mounting				j-slot mechanism	pressure mechanism
width (w)	length (l)	thickness (t)	angle (a)	order no.	order no.
2.20 mm	4.00 mm	0.17 mm	60°	307-03A	207-03A
2.40 mm	4.00 mm	0.17 mm	60°	307-05A	207-05A
2.65 mm	4.00 mm	0.17 mm	60°	307-06A	207-06A
2.75 mm	4.00 mm	0.17 mm	60°	308-05A	208-05A
2.80 mm	4.00 mm	0.17 mm	60°	343-05A	243-05A
2.85 mm	4.00 mm	0.17 mm	60°	307-07A	207-07A
3.00 mm	4.00 mm	0.17 mm	60°	385A	285A
3.20 mm	4.00 mm	0.17 mm	60°	321A	221A



Clear Cornea | blunt sides 70°

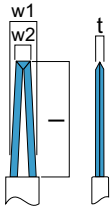
angled mounting				j-slot mechanism	pressure mechanism
width (w)	length (l)	thickness (t)	angle (a)	order no.	order no.
2.20 mm	4.00 mm	0.17 mm	70°	307-01A	207-01A
2.40 mm	4.00 mm	0.17 mm	70°	322-01A	222-01A
2.65 mm	4.00 mm	0.17 mm	70°	322-02A	222-02A
2.75 mm	4.00 mm	0.17 mm	70°	308-03A	208-03A
2.80 mm	4.00 mm	0.17 mm	70°	343-03A	243-03A
2.85 mm	4.00 mm	0.17 mm	70°	343-06A	243-06A
3.00 mm	4.00 mm	0.17 mm	70°	322-01A	222-01A
3.20 mm	4.00 mm	0.17 mm	70°	322-03A	222-03A



Clear Cornea | blunt sides 90°

angled mounting				j-slot mechanism	pressure mechanism
width (w)	length (l)	thickness (t)	angle (a)	order no.	order no.
2.20 mm	4.00 mm	0.17 mm	90°	307A	207A
2.40 mm	4.00 mm	0.17 mm	90°	307-04AR	207-04AR
2.50 mm	4.00 mm	0.17 mm	90°	308A	208A
2.65 mm	4.00 mm	0.17 mm	90°	308-02A	208-02A
2.75 mm	4.00 mm	0.17 mm	90°	308-09A	208-09A
2.80 mm	4.00 mm	0.17 mm	90°	343A	243A
3.00 mm	4.00 mm	0.17 mm	90°	322A	222A

Diamond knives for glaucoma surgery

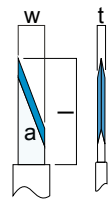


Zaldivar multi-purpose knife

angled mounting

j-slot mechanism

width (w1)	width (w2)	length (l)	thickness (t)	order no.
1.00 mm	0.55 mm	4.50 mm	0.15 mm	A-333-01

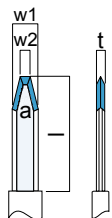


Special knife for viscocanalostomy - designed from Dr. Stegmann

straight mounting

j-slot mechanism

width (w)	length (l)	thickness (t)	angle (a)	order no.
0.50 mm	3.50 mm	0.17 mm	20°	301-01



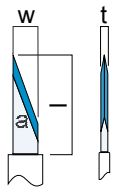

Step knife

Stufen: 0.15 / 0.20 / 0.25 / 0.30 / 0.37 / 0.50 / 4.00

width (w1)	width (w2)	length (l)	thickness (t)	angle (a)	order no.
1.00 mm	0.30 mm	3.50 mm	0.17 mm	25°	820-01



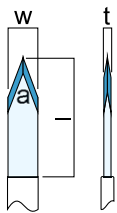
Diamond knife for retinal surgery



Diamond knife for retinal surgery

Retina

width (w)	length (l)	thickness (t)	angle (a)	order no.
0.50 mm	3.00 mm	0.17 mm	20°	301R
0.90 mm	3.00 mm	0.17 mm	45°	302R
1.00 mm	3.00 mm	0.17 mm	45°	311R-01



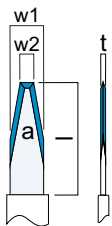
Diamond knife for vitrectomy to cut vein

Retina

width (w)	length (l)	thickness (t)	angle (a)	order no.
0.50 mm	2.0 mm	0.10 mm	40°	303R

Diamond knives for limbal relaxing incisions

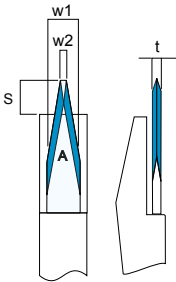

(Limbal Relaxing incision)



Diamond knives for limbal relaxing incisions

with 3 cutting depths 0.50 / 0.55 / 0.60

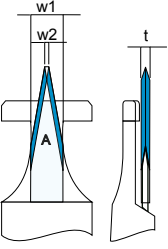

width (w1)	width (w2)	length (l)	thickness (t)	angle (a)	order no.
1.00 mm	0.40 mm	3.00 mm	0.10 mm	20°	820-02



Donnenfeld LRI-knife

with 1 cutting depth 0.60

width (w1)	width (w2)	length (l)	thickness (t)	angle (a)	order no.
0.80 mm	0.25 mm	0.60 mm	0.17 mm	20°	820-03

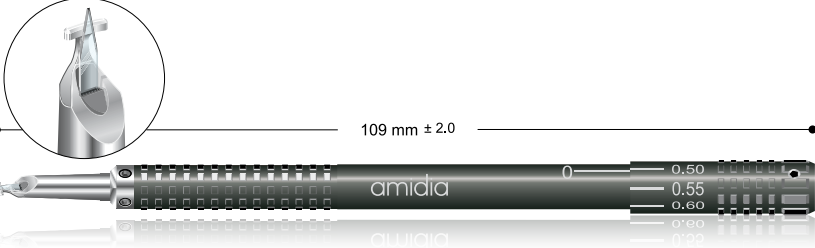


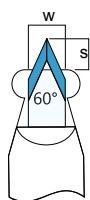
Nichamin LRI-knife

with 7 cutting depths 0.45 / 0.50 / 0.55 / 0.60 / 0.65 / 0.7 / 0.75

width (w1)	width (w2)	length (l)	thickness (t)	angle (a)	order no.
0.80 mm	0.20 mm	3.00 mm	0.10 mm	15°	820-04

- Features:
- very small footplate
 - better visualization for the surgeon
 - excellent control during the procedure
 - diamond with a micro-flat tip
 - accurate for techniques utilizing pachymetry
 - steps: 0.45, 0.5, 0.55, 0.65, 0.7, 0.75

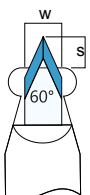





Rubinstein-LRI knives with a regular handle

fixed cutting depth


width (w)	length (l)	thickness (t)	angle (a)	cutting depth	order no.
0.50 mm		0.17 mm	60°	cutting depth 0.50	820-05-L50
0.50 mm		0.17 mm	60°	cutting depth 0.55	820-05-L55
0.50 mm		0.17 mm	60°	cutting depth 0.60	820-05-L60



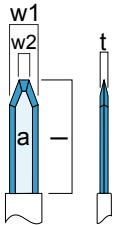
Rubinstein-LRI knives with a short handle

fixed cutting depth

width (w)	length (l)	thickness (t)	angle (a)	cutting depth	order no.
0.50 mm		0.17 mm	60°	cutting depth 0.50	820-05-S50
0.50 mm		0.17 mm	60°	cutting depth 0.55	820-05-S55
0.50 mm		0.17 mm	60°	cutting depth 0.60	820-05-S60



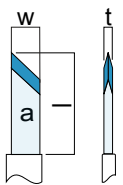
Universal step knives



Osher tri-facet tunnel knife

with 7 steps 0.15 / 0.20 / 0.25 / 0.30 / 0.37 / 0.50 / 4.00

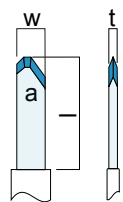
width (w)	length (l)	thickness (t)	angle (a)	order no.
0.40 - 1.00 mm	3.00 mm	0.17 mm	40°	840



Cutting edge vertical 45°

with 7 steps 0.30 / 0.40 / 0.50 / 0.60 / 0.80 / 1.00 / 2.50

width (w)	length (l)	thickness (t)	angle (a)		order no.
1.00 mm	3.00 mm	0.17 mm	45°	right-hander	811
1.00 mm	3.00 mm	0.17 mm	45°	left hander	811 -01



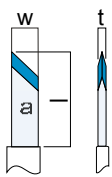

Tri-facet

with 7 steps 0.30 / 0.40 / 0.50 / 0.60 / 0.80 / 1.00 / 2.50

width (w)	length (l)	thickness (t)	angle (a)		order no.
1.00 mm	3.00 mm	0.17 mm	45° / 30°	right-hander	813
1.00 mm	3.00 mm	0.17 mm	45° / 30°	left hander	813-01

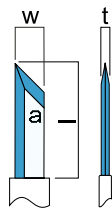
Diamond knives with micrometer

A micrometer of the highest precision with an easy legible black scale.
The scale is divided into hundredths of a millimeter.



1 Cutting edge vertical

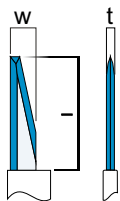
width (w)	length (l)	thickness (t)	angle (a)	order no.
1.00 mm	3.00 mm	0.17 mm	45°	511



Double edge vertical

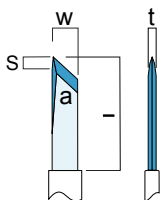
blade with double edge vertical

width (w)	length (l)	thickness (t)	angle (a)	order no.
1.00 mm	3.00 mm	0.17 mm	45°	527
1.00 mm	3.00 mm	0.10 mm	45°	527t



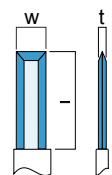
Arcuate (Dr. Thornton)

width (w)	length (l)	thickness (t)	angle (a)	order no.
1.00 mm	3.00 mm	0.10 mm	15°	533t



Amidia trak

width (w)	length (l)	thickness (t)	angle (a)	order no.
1.00 mm	3.00 mm	0.17 mm	45°	566



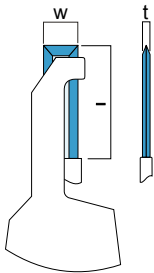

Triple edge vertical

blade with triple edge vertical

width (w)	length (l)	thickness (t)	angle (a)	order no.
1.00 mm	3.00 mm	0.20 mm		526-02

Diamond knives to implant Intacs and Kera Rings


The footplates were especially designed for this procedure.
The micrometer guarantees a very accurate cutting depth.



Amidia INTACS – KERA RINGS

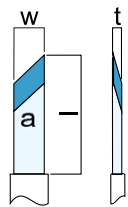

Triple edge vertical

width (w)	length (l)	thickness (t)	order no.
0.80 mm	3.50 mm	0.10 mm	526-01
1.00 mm	3.50 mm	0.20 mm	526-02

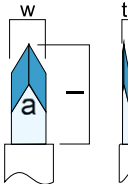


Diamond knives for micro surgery

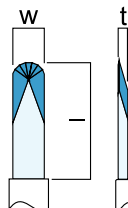
The Amidia micro surgery knives are available with a straight or angled mounting.



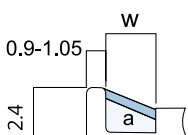
single edge				angled mounting	straight mounting
blunt sides					
width (w)	length (l)	thickness (t)	angle (a)	order no.	order no.
1.00 mm	3.00 mm	0.17 mm	30°	N250A	N250
1.00 mm	3.00 mm	0.17 mm	45°	N267A	N267




lance				angled mounting	straight mounting
single edge					
width (w)	length (l)	thickness (t)	angle (a)	order no.	order no.
1.00 mm	3.00 mm	0.17 mm	60°	N268A	N268
1.40 mm	3.00 mm	0.17 mm	60°	N251A	N251



Crescent knife				angled mounting	straight mounting
with 7 facets, single edge					
width (w)	length (l)	thickness (t)	angle (a)	order no.	order no.
1.00 mm	4.00 mm	0.17 mm		N269A	N269




Special - Hook				angled mounting	straight mounting
triple edge vertical blade, double edge					
width (w)	length (l)	thickness (t)	angle (a)	order no.	order no.
1.50 mm	1.8 mm	0.17 mm	60°		N281



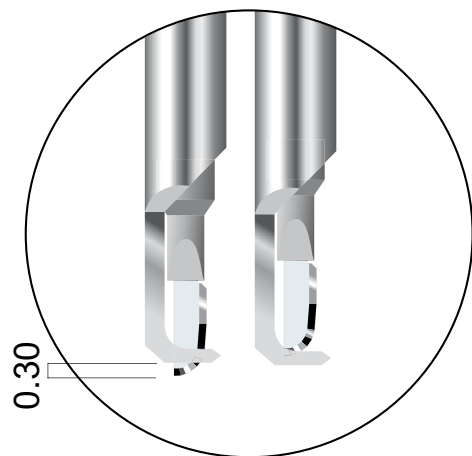
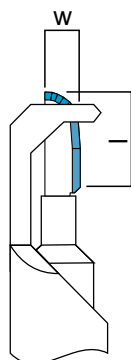
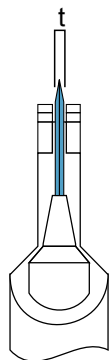
Diamond knives for micro surgery

- The adjustable cutting depth and the sharp blade allow a safe surgery



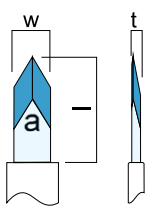
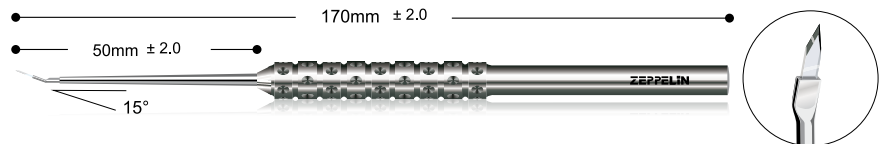
Mikrochirurgie

width (w)	length (l)	thickness (t)	
1.40 mm	4.00 mm	0.20 mm	N269-01



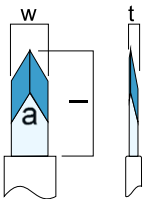
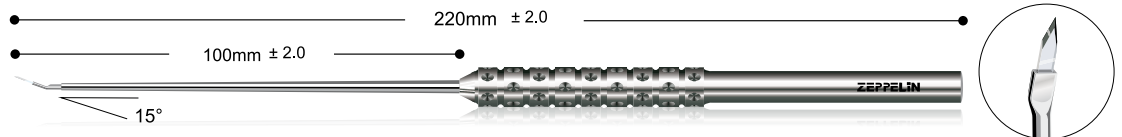
Zeppelin Diamond knives for micro surgery

For extremely delicate micro-incisions and dissections.
The cutting edges are distinguished by their superb sharpness.



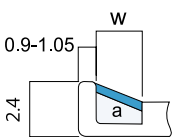
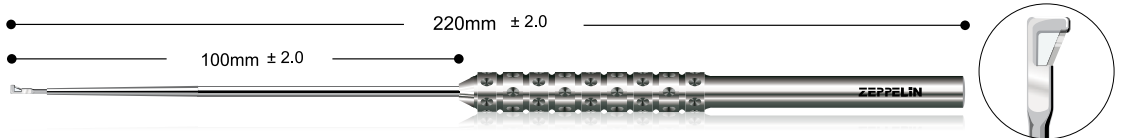
lance diamond knife, straight sharp, slightly upward angled tip (15°)
working/total length 50 mm/170 mm

width (w)	length (l)	thickness (t)	angle (a)	order no.
1.40 mm	3.00 mm	0.17 mm	60°	PDD 011



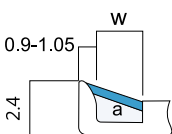
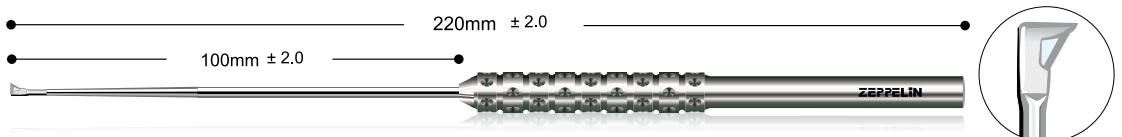
lance diamond knife, straight sharp, slightly upward angled tip (15°)
working/total length 100 mm/220 mm

width (w)	length (l)	thickness (t)	angle (a)	order no.
1.40 mm	3.00 mm	0.17 mm	60°	PDD 111



triple edge vertical diamond knife, straight, tip blunt, 90° angled
working/total length 100 mm/220 mm

width (w)	Läng	thickness (t)	angle (a)	order no.
1.40 mm		0.17 mm	60°	PDD 112

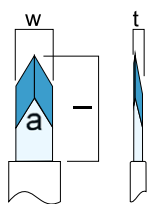
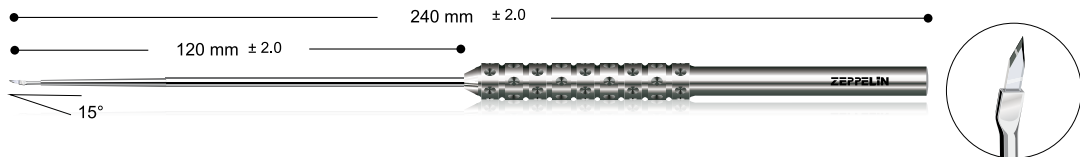


triple edge vertical diamond knife, straight, tip sharp, 90° angled
working/total length 100 mm/220 mm

width (w)	length (l)	thickness (t)	angle (a)	order no.
1.50 mm	1.8 mm	0.17 mm	60°	PDD 113

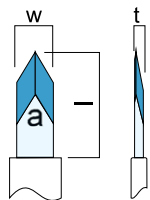
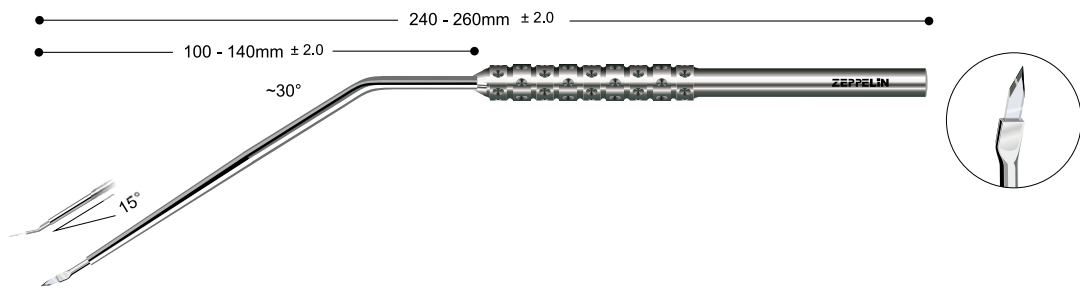
Zeppelin Diamond knives for micro surgery

For extremely delicate micro-incisions and dissections.
The cutting edges are distinguished by their superb sharpness.



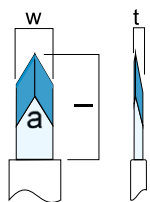
lance diamond knife, straight sharp, slightly upward angled tip (15°)
working/total length 120 mm/240 mm

width (w)	length (l)	thickness (t)	angle (a)	order no.
1.40 mm	3.00 mm	0.17 mm	60°	PDD 211



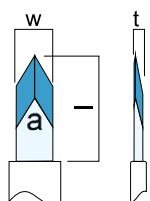
lance diamond knife, straight sharp, slightly upward angled tip (15°)
working/total length 100 mm/220 mm

width (w)	length (l)	thickness (t)	angle (a)	order no.
1.40 mm	3.00 mm	0.17 mm	60°	PDD 311



lance diamond knife, straight sharp, slightly upward angled tip (15°)
working/total length 120 mm/240 mm

width (w)	length (l)	thickness (t)	angle (a)	order no.
1.40 mm	0.30 mm	0.17 mm	60°	PDD 411



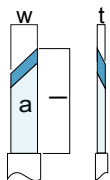
lance diamond knife, straight sharp, slightly upward angled tip (15°)
working/total length 140 mm/260 mm

width (w)	length (l)	thickness (t)	angle (a)	order no.
1.40 mm	0.30 mm	0.17 mm	60°	PDD 511

Nano diamond knives with an anodized handle

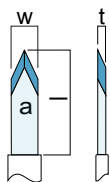
Highlights:

- Nano diamond knives are the perfect alternative to disposable knives
- now also available with 100 micron blades (Ultra Sharp Series)



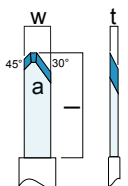
Single edge with an anodized handle

straight mounting				
width (w)	length (l)	thickness (t)	angle (a)	order no.
1.00 mm	3.50 mm	0.15 mm	45°	A-nano-C1000
1.50 mm	3.50 mm	0.15 mm	45°	A-nano-C1005
angled mounting				
1.00 mm	3.50 mm	0.15 mm	45°	A-nano-C1000A



Lance with an anodized handle

straight mounting				
width (w)	length (l)	thickness (t)	angle (a)	order no.
1.00 mm	3.50 mm	0.15 mm	30°	A-nano-C1100
1.00 mm	3.50 mm	0.15 mm	60°	A-nano-C1110
1.50 mm	3.50 mm	0.15 mm	70°	A-nano-C1120
angled mounting				
1.00 mm	3.50 mm	0.15 mm	30°	A-nano-C1100A




Tri-facet with an anodized handle

straight mounting				
width (w)	length (l)	thickness (t)	angle (a)	order no.
1.00 mm	3.50 mm	0.15 mm	30°/30°	A-nano-C1200
angled mounting				
1.00 mm	3.50 mm	0.15 mm	30°/30°	A-nano-C1200A

Nano diamond knives with an anodized handle

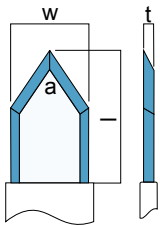
Highlights:

- Nano diamond knives are the perfect alternative to disposable knives
- now also available with 100 micron blades (Ultra Sharp Series)



Clear Cornea with an anodized handle

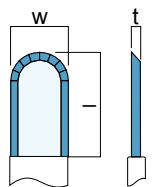
angled mounting



width (w)	length (l)	thickness (t)	angle (a)	order no.
1.80 mm	4.00 mm	0.15 mm	70°	A-nano-C1123A
2.20 mm	4.00 mm	0.15 mm	70°	A-nano-C1127A
2.40 mm	4.00 mm	0.15 mm	70°	A-nano-C1129A
2.50 mm	4.00 mm	0.15 mm	70°	A-nano-C1130A
2.60 mm	4.00 mm	0.15 mm	70°	A-nano-C1131A
2.65 mm	4.00 mm	0.15 mm	70°	A-nano-C1132A
2.75 mm	4.00 mm	0.15 mm	70°	A-nano-C1132-01A
2.80 mm	4.00 mm	0.15 mm	70°	A-nano-C1133A
3.00 mm	4.00 mm	0.15 mm	70°	A-nano-C1135A
3.20 mm	4.00 mm	0.15 mm	70°	A-nano-C1137A

Crescent knife with an anodized handle

angled mounting




width (w)	length (l)	thickness (t)	angle (a)	order no.
1.40 mm	4.00 mm	0.15 mm		A-nano-C1302A
2.00 mm	4.00 mm	0.15 mm		A-nano-C1306A

Nano diamond knives with an anodized handle

Highlights:

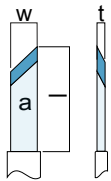
- Nano diamond knives are the perfect alternative to disposable knives
- now also available with 100 micron blades (Ultra Sharp Series)



ULTRA SHARP Version - with a 100 micron blade

Ultra Sharp Series
blade thickness 100 micron only

Single edge with an anodized handle



straight mounting

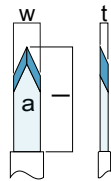
width (w)	length (l)	thickness (t)	angle (a)	order no.
1.00 mm	3.50 mm	0.10 mm	45°	A-nano-SC1000
1.50 mm	3.50 mm	0.10 mm	45°	A-nano-SC1005

angled mounting

1.00 mm	3.50 mm	0.10 mm	45°	A-nano-SC1000A
---------	---------	---------	-----	----------------

Ultra Sharp Series
blade thickness 100 micron only

Lance with an anodized handle



straight mounting

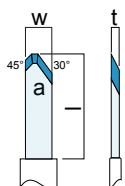
width (w)	length (l)	thickness (t)	angle (a)	order no.
1.00 mm	3.50 mm	0.10 mm	30°	A-nano-SC1100
1.00 mm	3.50 mm	0.10 mm	60°	A-nano-SC1110
1.50 mm	3.50 mm	0.10 mm	70°	A-nano-SC1120

angled mounting

1.00 mm	3.50 mm	0.10 mm	30°	A-nano-SC1100A
---------	---------	---------	-----	----------------

Ultra Sharp Series
blade thickness 100 micron only

Tri-facet with an anodized handle




straight mounting

width (w)	length (l)	thickness (t)	angle (a)	order no.
1.00 mm	3.50 mm	0.10 mm	30° / 30°	A-nano-SC1200

Nano diamond knives with an anodized handle

Highlights:

- Nano diamond knives are the perfect alternative to disposable knives
- now also available with 100 micron blades (Ultra Sharp Series)

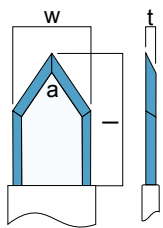


ULTRA SHARP Version - with a 100 micron blade

Ultra Sharp Series
blade thickness 100 micron only

Clear Cornea with an anodized handle

angled mounting

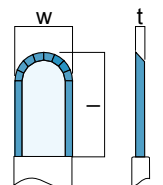


width (w)	length (l)	thickness (t)	angle (a)	order no.
1.80 mm	4.00 mm	0.10 mm	70°	A-nano-SC1123A
2.20 mm	4.00 mm	0.10 mm	70°	A-nano-SC1127A
2.40 mm	4.00 mm	0.10 mm	70°	A-nano-SC1129A
2.50 mm	4.00 mm	0.10 mm	70°	A-nano-SC1130A
2.60 mm	4.00 mm	0.10 mm	70°	A-nano-SC1131A
2.65 mm	4.00 mm	0.10 mm	70°	A-nano-SC1132A
2.75 mm	4.00 mm	0.10 mm	70°	A-nano-SC1132-01A
2.80 mm	4.00 mm	0.10 mm	70°	A-nano-SC1133A
3.00 mm	4.00 mm	0.10 mm	70°	A-nano-SC1135A
3.20 mm	4.00 mm	0.10 mm	70°	A-nano-SC1137A

Ultra Sharp Series
blade thickness 100 micron only

Crescent knife with an anodized handle

angled mounting



width (w)	length (l)	thickness (t)	angle (a)	order no.
1.40 mm	4.00 mm	0.10 mm		A-nano-SC1302A
2.00 mm	4.00 mm	0.10 mm		A-nano-SC1306A

Instructions for diamond knives with a micrometer

Fig. 1
Diamond blade retracted and protected.




Fig. 2
Button has to be pushed from A to B before use.

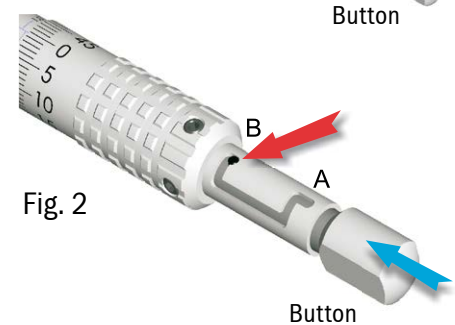


Fig. 3
Turn the micrometer drum to position 0.
The blade is now flush with the guide shoe in position 0.

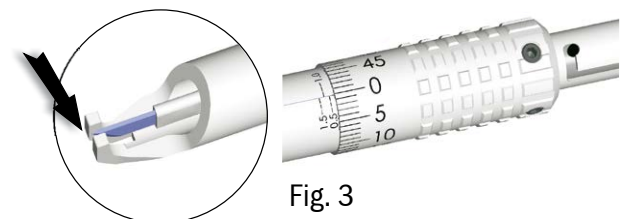


Fig. 4
Turn the micrometer drum again to the requested depth setting.

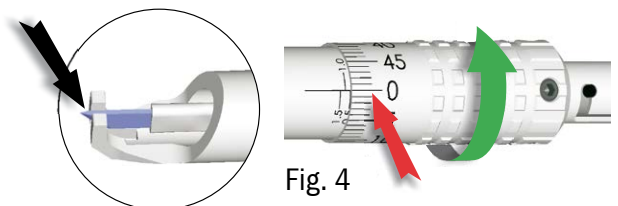
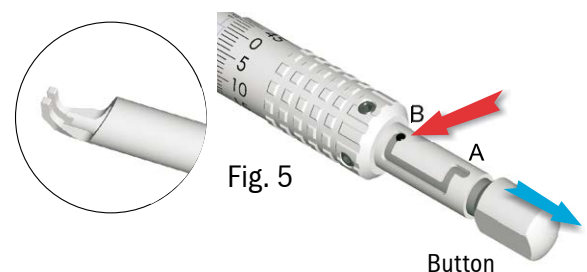


Fig. 5
After use, the blade can be protected by retracting the button from B to A. The blade is now protected. The depth setting is not affected and remains the same as adjusted at Fig. 4.



Before sterilizing the knife must be in its original status with the blade retracted.

Accessories

cleaning sticks

Amidia cleaning sticks to remove the particles from the blade


1 set of cleaning sticks (5 pieces of styropor)

9014

measuring gauge

measuring gauge type RK

600



Directions for use



Here you can find the current directions of use:
www.amidia.ch

Customer service

Most of our diamond blades can be resharpened several times if they are not too badly damaged.

For each repair, the handle is totally dismantled, and all of the mechanical parts are cleaned, checked and replaced if necessary. Micrometer and step knives are recalibrated.

After regrinding, the diamond blade is as good as a new blade.

We accept other knives for repair except the micrometer knives. However, we can not accept responsibility for the breakage of blades other than Amidia.

We always do our best in order to return your repairs as soon as possible.

However, the lead time may be variable due to the many different kind of blade types we receive for resharpening.

Why diamonds are better than disposable blades

We conducted a retrospective study of 12,182 consecutive patients who underwent clear corneal phacoemulsification, comparing incision technologies.

Group A

In 3,912 patients the main and sideport incisions were created with diamonds.

Group B

In 8,270 patients standard metal keratomes were employed for both incisions.

All patients were seen within 8 hours of surgery.

There were no postoperative wound leaks (0/3,912) at any point in time with a mean first visit postoperative pressure of 19.2 mm Hg in Group A.

There were 9/8,270 ($p < 0.05$) wound leaks with a mean first visit postoperative pressure of 21.6 mm Hg ($p < 0.05$) in Group B.

All 9 wound leaks in Group B were from the sideport. 3/9 wound leaks required suturing. 6/9 wound leaks sealed spontaneously.

The intraocular pressure difference reflected the need to hydrate the wounds more in Group B as they were more difficult to seal and the eyes were left with a higher intraocular pressure at the end of the case. 180/3,912 (4.55%) of patients in Group A had an early IOP spike greater than 28 mm Hg versus 842/8,270 (10.18%) in Group B ($p < 0.05$).

None of the patients in either group experienced an endophthalmitis or vascular occlusion.

We found that the use of diamonds for the incision significantly reduced the rate of wound leaks and the amount of wound hydration resulting in lower early postoperative IOP's and potentially dangerous IOP spikes.

Christoph Kranemann, MD

Notes

Notes

For more information about our service, please contact your distributor or Amidia.

Anton Meyer & Co. AG
Helmstrasse 1
CH-2562 Port

phone: +41 32 332 91 11

email: info@amidia.ch

web: www.amidia.ch